









## TECHNICAL SPECIFICATION INSTALLATION MANUAL

**Company: IMPRESIA 99 Ltd.**

Bench model ПТ1	Bench model ПТ2
 <p>ПТ1</p>	 <p>ПТ2</p>
Bench model ПТ3	Bench model ПТ4
 <p>ПТ3</p>	 <p>ПТ4</p>
Bench model ПТ5	Bench model ПТ6
 <p>ПТ5</p>	 <p>ПТ6</p>

Bench model ПТ7	Bench model ПТ8
	

## I. Technical specification

### 1. General information

Metal park bench, made of wooden seat and back and metal base. This bench is made for installation with anchor bolts to hard surface.. All wooden parts are fixed with bolts to the metal part for avoiding vandalism.

### 2. Size

Lenght –150 cm

### 3. Used materials

- The structural elements are produced of selected dried softwood with the appropriate profile. Their technical and operational characteristics correspond to the loads required during the operation of the equipment. All parts are polished, impregnated and varnished with three layers of environmentally-friendly acrylic varnish suitable for outdoor conditions. The joints are covered by galvanized metal threaded lining with countersunk heads and cannot be disassembled without the use of a special tool. All other metal parts and components of the equipment are protected against weather conditions by non-toxic coatings.

## II. Installation

Bench have to be fixed to the ground with anchor bolts trough the holes in the legs.

.....  
Impresia 99 Ltd.