

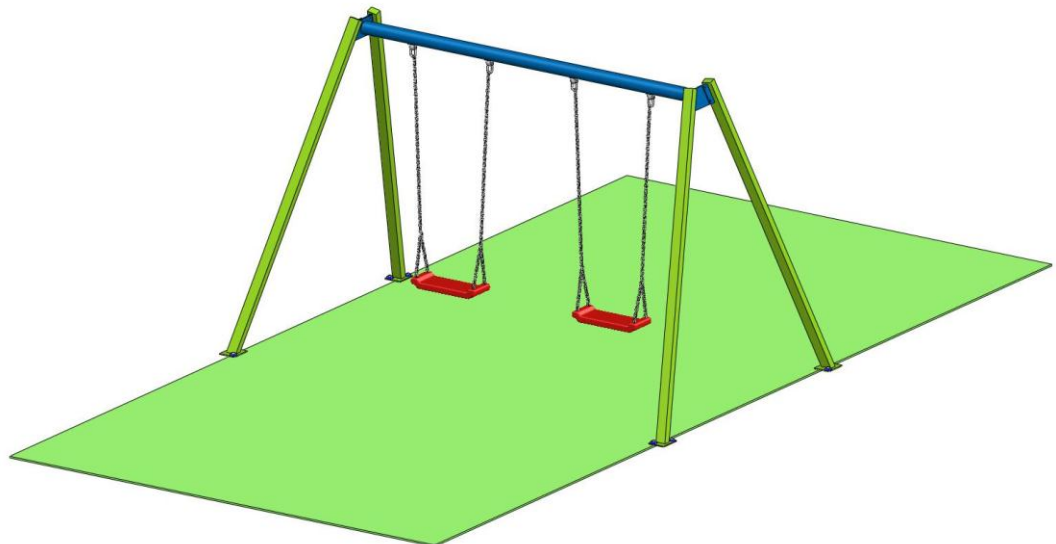


The town of Provadiya
Tel.: 051844136 Fax: 051846943
Mobile: 0887 496953
Email: impresia@mail.bg
www.impresia.net

TECHNICAL SPECIFICATIONS USER MANUAL FOR INSTALLATION, USE, MAINTENANCE AND CONTROL OF THE EQUIPMENT

Company: IMPRESIA 99 LTD

Swing L06-C

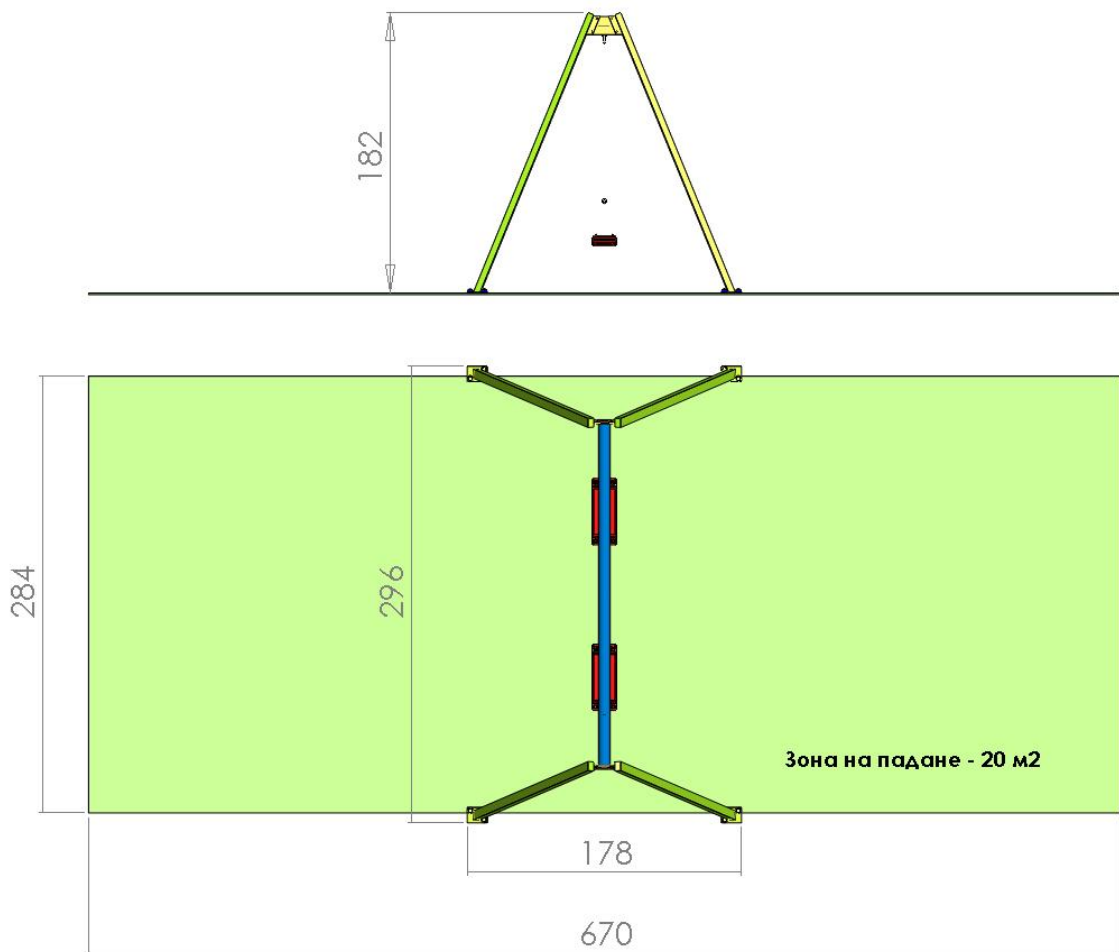


I. TECHNICAL SPECIFICATIONS

1. General Characteristics

Model	L06-C
Age group	0 - 12 y. o.
Maximum free fall height	100 cm
Types of games	Swinging
Admissible surfaces for the fall area	Sand, shock-absorbing synthetic surface, wooden chips
Standards compliance	BS EN1176-1, BS EN1176-3, BS EN71-3.
Warranty period	24 months

2. Dimensions of the Equipment and Minimum Space for Placement



3. Materials Used

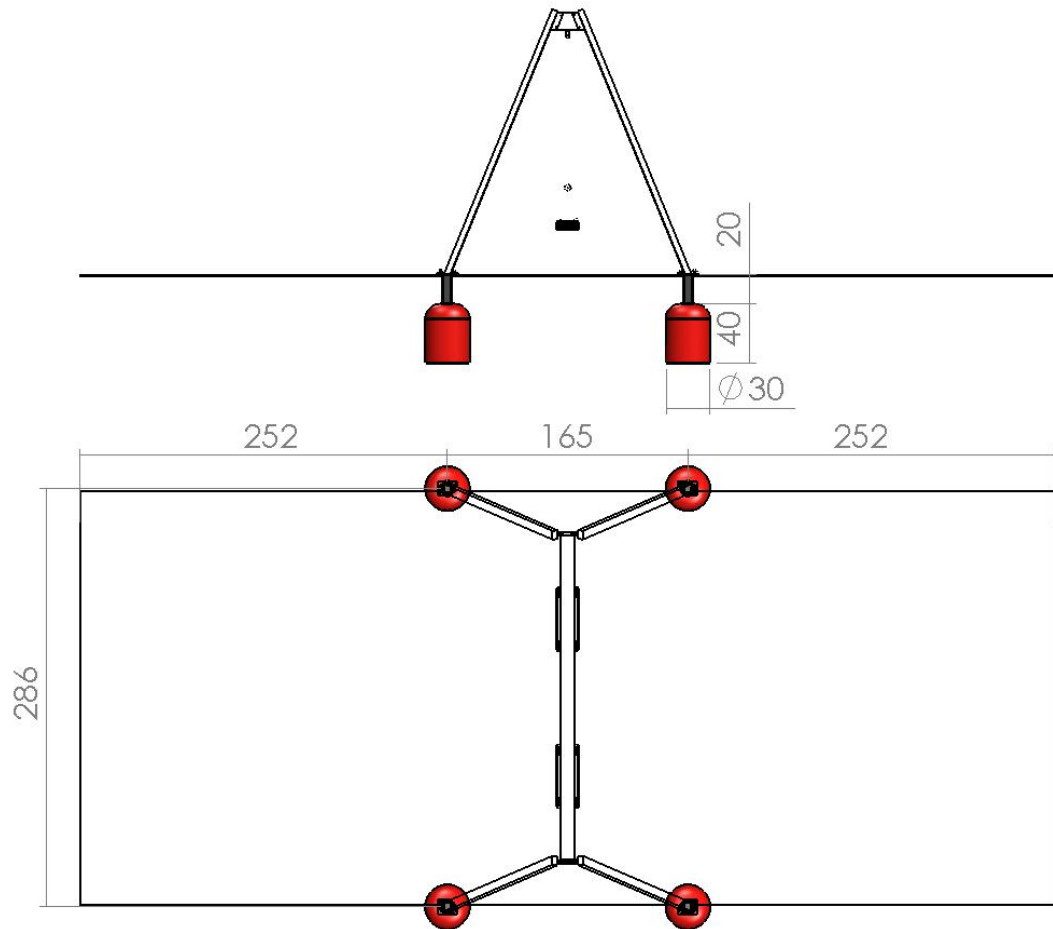
- The structural elements are produced of selected dried softwood with the appropriate profile. Their technical and operational characteristics correspond to the loads required during the operation of the equipment. The equipment structure is designed in accordance with the EN1176-1 requirements both in terms of the fixed and variable loads depending on the number of users in the particular area, and in
- regards with all requirements of this standard for protection against falls and protection against all types of clamps. The structure is certified by Construction Declaration and in-house Test Reports. All parts are round, with a radius of less than 3 mm, and are polished, impregnated and varnished with three layers of environmentally-friendly acrylic varnish suitable for outdoor conditions (attested by a varnish certificate). The joints are covered by galvanized metal threaded lining with countersunk heads and cannot be disassembled without the use of a special tool. All other metal parts and components of the equipment are protected against weather conditions by non-toxic coatings.
- The swings are mounted to the structure through a metal lining with replaceable nylon bearings with high rigidity. The seat is suspended through a metal chain; the suspension complies with the specific requirements of BS EN 1176-2, evidenced by the quality certificates of the lining and chain. The swing seats are made of high density polyethylene.

They are lightweight and provide low levels of acceleration and low surface pressure, as required by the same standard. The surrounding elements of the young children seats are made of aluminum tube with rubber coating and prevent the sliding of the child through the seat frame. The structure of the swing is designed and tested for the required static and dynamic loads, as attested by Construction Declaration and in-house Test Reports.

- The structural elements are produced of steel pipes and plates with the appropriate profiles. Their technical and operational characteristics correspond to the loads required during the operation of the equipment. The equipment structure is designed in accordance with the requirements of EN1176-1 both in terms of the fixed and variable loads depending on the number of users in the certain area and in regards with all requirements of this standard for protection against falls and all types of clamp. The structure is certified by a Construction Declaration and in-house Test Reports. All parts are covered with a three layer corrosion resistant primer and environmentally-friendly acrylic varnish suitable for outdoor conditions (attested by a varnish certificate). The joints are covered by galvanized metal threaded lining.
- The swings are equipped with replaceable nylon bearings with high rigidity. The seat is suspended through a metal chain; the suspension complies with the specific requirements of BS EN 1176-2, evidenced by the quality certificates of the lining and chain. The swing seats are made of high density polyethylene. They are lightweight and provide low levels of acceleration and low surface pressure, as required by the same standard. The surrounding elements of the young children seats are made of aluminium tube with rubber coating and prevent the sliding of the child through the seat frame. The structure of the swing is designed and tested for the required static and dynamic loads, as attested by a Construction Declaration and in-house Test Reports.

II. ASSEMBLY OF THE EQUIPMENT

The equipment should be mounted on the ground in accordance with the Construction Declaration of the product through concrete foundations with the required dimensions or through anchoring to the existing concrete slab with a thickness at least 10 cm, which is reinforced in the anchoring area.



III. GENERAL INSTRUCTIONS FOR MAINTENANCE OF THE EQUIPMENT

> According to BS EN 1176 and Ordinance № 1 of January 12th, 2009 on the Terms and Conditions for Playgrounds Structure and Safety (State Gazette, issue 10/2009) the equipment is subject to regular, periodic and annual monitoring.

- The regular monitoring is carried out by the owner of the playground once every 7 - 10 days in order to examine for any obvious dangers.

- The periodic monitoring is carried out by the owner of the playground once every 1 - 3 months depending on how often the playground is visited. The periodic monitoring is carried out for the purpose of detailed examination of the functioning and stability of the play facilities due to their wearing.

- The annual monitoring is carried out for the purpose of complete and detailed examination of the overall level of safety on the playground, which should comply with the requirements of the above-mentioned Ordinance.

> In case of any troubles, measures to eliminate the identified hazards and risks for the safe operation of the playground should be taken.

.....
For company: IMPRESIA 99 Ltd